



Our Mission and Vision

At **ECS Corporation**, we're passionate about providing exceptional products and services to the vertical transportation industry. We adhere to strict quality guidelines and understand your just-in-time needs. Our goal is to constantly strive to **exceed expectations** and become your first choice for parts and services.

We are driven by safety for our employees, customers and the riding public. We continually improve our processes to meet your needs in a **safe and ethical way**.



4 The New ECS

5 Treadmaster

Otis

6 Rollers

8 Combsegments

10 Steps

14 Step Chain

18 Drive Chain

19 Sheaves

19 Sprockets

19 Bearings

19 Belts

20 Handrail Tension Bows

20 Guides

21 Handrails, Handrail Guard

22 Switches

Westinghouse

23 Rollers

24 Combsegments

26 Steps

31 Drive Assembly: Modular

32 Main Drive: Modular

33 Chain Conversion Kit: Modular

34 Step Chain

35 Rack Chain

36 Guides

36 Switches

37 Handrails, Handrail Guard

Schindler Compatible

38 Steps

38 Combsegments

39 Step Chain

39 Drive Chain

39 Handrail Drive

39 Handrails

39 Newell Roller Chain

Montgomery

40 Rollers

40 Flange Couplings

41 Combsegments

42 Steps

43 Treadmaster

44 Treads

44 Risers

44 Hardware

45 Handrails

45 Handrails Brush Guard

45 Handrail Guide

45 Specialty Tools

46 Step Chain

46 Heavy Duty Step Chain

47 Support Boards

47 Chain Guides

47 Accessories

Miscellaneous

49 Miscellaneous



To Order or Inquire

call

800.621.0759 or 708.338.9700

or

email

Sales@ECSParts.com


Need more Info? Find the entire catalog online at

ECSParts.com

EscalatorParts.com



Manufacturing and distributing quality parts



One of the most visible areas in a building is the passenger escalator. To keep the escalator steps looking clean you need the ECS Treadmaster.

The Treadmaster automatically cleans and polishes the escalator's step tread in one operation.

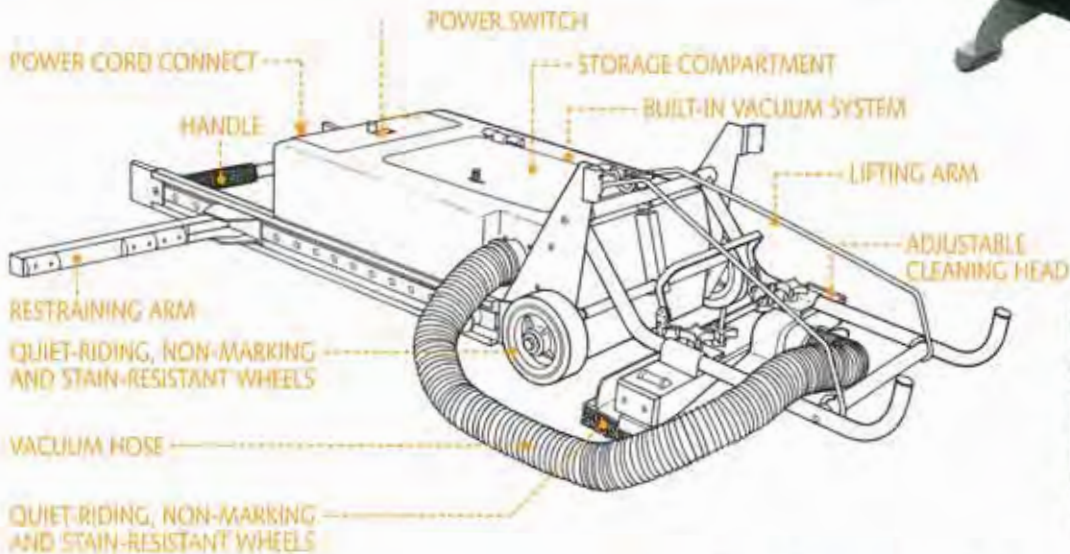
Simply roll the Treadmaster in position; release the handle, lower the head assembly, secure the restraining arms, turn the unit on and then walk away.

As the escalator steps cycle through, the Treadmasters' powerful motor vacuums all the dirt, dust and grit out of the tread recesses. While it is cleaning, the Treadmasters' polishing pad is at work bringing back the original aluminum lustre to the tread.

The Treadmaster can clean and polish 24", 32", and 40" wide steps in about four hours. Future cleanings can take two hours or less depending upon how frequently the Treadmaster is used.

Features:

- Durable, rotomolded, polyethylene construction.
- Non-marking rubber wheels
- Replaceable polishing pads
- Crevice tool for hard to reach areas
- Available in 3 different tread widths: the 24", 32" and 40" cleaning heads will accommodate all escalator models.



Specifications

- Vacuum Motors - (2) 1½ HP motors
- Power Draw - 13.8 amps
- Shipping Dimensions, Size, Weight
24" head: 12" x 11.5" x 44" 58 lbs.
32" head: 12" x 11.5" x 44" 69 lbs.
40" head: 12" x 11.5" x 44" 80 lbs.



What Makes ECS Rollers So Special?

We're committed to supplying you with the best rollers available. We source our rollers from industry-proven partners and stand by their quality. For rollers we produce in our facility, we control all phases of production, purchase the best polyurethane chemicals and use only the highest quality bonding agents. After carefully machining the tire, we finish the assembly by inserting quality made, dependable bearings. All at a competitive price!



ECS O-290AJ2
Roller, Step or Chain
3" O.D. x 3/4" Tire Face
3/4" Bearing I.D.



ECS O-290BP4
Roller, Step
3" O.D. x 3/4" Tire Face
5/8" Bearing I.D.

ECS O-290BR2
Roller, Chain
3" O.D. x 3/4" Tire Face
6203ZZEE Bearing I.D.



ECS O-290AJ4
Roller, Chain
3" O.D. x 3/4" Tire Face
3/4" Bearing I.D.



ECS O-GO290AJ9
Roller, Step
3" O.D. x 13/16" Tire Face
11/16" Bearing I.D.



ECS O-290C1M
Roller, Step
4 1/2" O.D. x 13/16" Tire Face
7/8" Bushing I.D.

ECS O-290D1M
Roller, Chain
4 1/2" O.D. x 13/16" Tire Face
1 1/8" Bushing I.D.



ECS O-290F1Y
Roller, Chain
5 1/2" O.D. x 1 1/8" Tire Face
1 1/2" Bushing I.D.



ECS O-290AF1
Roller, Step
5½" O.D. x 1½" Tire Face
1½" Bearing I.D.
1 Grease Fitting



ECS O-A290AB1P
Roller, Step or Chain
5½" O.D. x 1½" Tire Face
(2) 1½" Bearing I.D.
1 Grease Fitting



**Step or
Chain
Rollers**



ECS O-GO2215P4
Roller, Newell
1" O.D. x 1½" Face



ECS O-207BN1
Bearing, Handrail Newell
1½" O.D. x 1½" Face

**Handrail
Rollers**



ECS O-GO2215AB29
Roller, Handrail Guide
2" O.D. x 2¾" Face

Please Call
Toll-Free
1-800-621-0759



ECS O-GO456BG1
Roller, Handrail Support
2½" O.D. x 2" Face



ECS O-GO2215AB7
Roller, Tension Bow
3" O.D. x 2¾" Face



ECS O-GO2215AB10
Roller, Handrail Support
3" O.D. x 1¾" Face
½" Bearing I.D.




ECS O-456AT8
Roller, Handrail Support
3" O.D. x 2½" Face

COMBSEGMENTS: R, RB, RB-C, J, 506, 510

R, RB, RB-C

Yellow Plastic





Key	ECS Number	Dimensions			Number Of Teeth
		d	x	y	
A.	O-453Z1Y	6"	1 1/8"	7/8"	18
B.	O-453Z4Y	5 3/4"	7/8"	7/8"	17
C.	O-453Z5Y	5 3/8"	1/2"	7/8"	16
D.	O-453Z6Y	5 5/8"	1 1/8"	1/2"	17
E.	O-453Z9Y	5"	1/2"	1/2"	15
F.	O-453Z12Y	6 1/8"	1 1/8"	1"	18
G.	O-453Z13Y	5 7/8"	1"	7/8"	17

Most common sizes shown. Other sizes available on request.

J


Aluminum Die Cast
Yellow Finish



Key	ECS Number	Dimensions			Number Of Teeth
		d	x	y	
A.	O-GOA453A1YA	6"	1 1/8"	7/8"	18
B.	O-GOA453A4YA	5 3/4"	7/8"	7/8"	17
C.	O-GOA453A5YA	5 3/8"	1/2"	7/8"	16
D.	O-GOA453A6YA	5 5/8"	1 3/16"	1/2"	17
E.	O-GOA453A9YA	5"	1/2"	1/2"	15

506, 510

Aluminum Die Cast
Yellow Finish



Key	ECS Number	Dimensions			Number Of Teeth
		d	x	y	
A.	O-GO453D1YA	8"	2 1/4"	1 1/8"	24
B.	O-GO453D3YA*	8 1/8"	2 1/4"	1 15/16"	24
C.	O-GO453D5YA	8 1/8"	2 3/16"	2"	24
D.	O-GO453D6YA	7 13/16"	2"	1 3/4"	23
E.	O-GO453D7YA*	7 13/16"	2"	1 7/8"	23

*Used with steps having demarcation inserts on tread.

ECS #288
Screws Phillips Head
100 Per Package



ECS #288A
Screws Allen Head
100 Per Package




ECS #732
Sealant To Prevent
Screws From Seizing
(Sold In Sets Of 3)





R, RB, RB-C
 Black Plastic

Key	ECS Number	Dimensions			Number Of Teeth
		d	x	y	
A.	O-453Z1B	6"	1 1/8"	7/8"	18
B.	O-453Z4B	5 3/4"	7/8"	7/8"	17
C.	O-453Z5B	5 3/8"	1/2"	7/8"	16
D.	O-453Z6B	5 5/8"	1 1/8"	1/2"	17
E.	O-453Z9B	5"	1/2"	1/2"	15
F.	O-453Z12B	6 1/8"	1 1/8"	1"	18
G.	O-453Z13B	5 7/8"	1"	7/8"	17

Most common sizes shown. Other sizes available on request.


 Polished Surface,
 Black Recesses

Key	ECS Number	Dimensions			Number Of Teeth
		d	x	y	
A.	O-GOA453A1	6"	1 1/8"	7/8"	18
B.	O-GOA453A4	5 3/4"	7/8"	7/8"	17
C.	O-GOA453A5	5 3/8"	1/2"	7/8"	16
D.	O-GOA453A6	5 5/8"	1 3/16"	1/2"	17
E.	O-GOA453A9	5"	1/2"	1/2"	15


506, 510
 Aluminum Die Cast

Key	ECS Number	Dimensions			Number Of Teeth
		d	x	y	
A.	O-GO453D1	8"	2 1/4"	1 7/8"	24
B.	O-GO453D3*	8 1/8"	2 1/4"	1 5/16"	24
C.	O-GO453D5	8 1/8"	2 3/16"	2"	24
D.	O-GO453D6	7 13/16"	2"	1 3/4"	23
E.	O-GO453D7*	7 13/16"	2"	1 7/8"	23

*Used with steps having demarcation inserts on tread.

ECS #210

 Screw Grab
 Used With Slotted,
 Phillips, Allen,
 Square, Or Torx.
 Stops Tools From
 Slipping Off
 Deformed Fasteners.

ECS O-128-959

 Screws For O-GO453D Series
 50 Per Package

ECS O-GO2215T6

Guide, Nylon





Step Assembly

ECS O-6291P1
Step, 24" Wide
Black, Smooth Riser
Treads Are Bolted To Frame On Underside

- | | | |
|---|--|-------------------------------------|
| 1. ECS O-455R2
Treads, Right Or Left,
Non-Removable
Underside Has Tapped
Holes For Bolts
16" x 12" | 3. ECS O-A59AV1
Bolt For O-290BP4 Roller
3 1/4" Long x 13/16" Head | 6. ECS O-A492AB1
Yoke, Wide Boss |
| 2. ECS O-290BP4
Roller, Step
3" O.D. x 3/4" Wide | 4. ECS #176
Nut For O-A59AV1 Bolt | 7. ECS O-77EK2
Pin, 2 1/8" Long |
| | 5. ECS O-127VB56
Washer | 8. ECS O-90LB5
Spring |



Step Assembly

ECS O-6291P2
Step, 24" Wide
Black, Smooth Riser
Treads Are Screwed To Step Frame

- | | | |
|--|--|-------------------------------------|
| 1. ECS O-455R1
Treads, Right Or Left,
Removable
Drilled Holes For Screws
16" x 12" | 3. ECS O-B124FA1
Screw For O-455R1
(25 Per Package) | 6. ECS O-127VB56
Washer |
| 2. ECS O-290BP4
Roller, Step
3" O.D. x 3/4" Wide | 4. ECS O-A59AV1
Bolt For O-290BP4 Roller
3 1/4" Long x 13/16" Head | 7. ECS O-A492AB1
Yoke, Wide Boss |
| | 5. ECS #176
Nut For O-A59AV1 Bolt | 8. ECS O-77EK2
Pin, 2 1/8" Long |
| | | 9. ECS O-90LB5
Spring |

Wide Boss Yoke and roller assembly for these steps:



ECS O-A492AB1



ECS O-A59AV1
Bolt For O-290BP4
Roller 3 1/4" Long
x 13/16" Head

ECS O-290BP4

Note: Other Versions Of These Steps
May Have Had Different Step Rollers,
Bolts, And Yokes. Refer To Items
Illustrated Above.



ECS #205
Tool, For Lifting O-77EK2

Narrow Boss Yoke and roller assembly for these steps:



ECS O-492AB1



ECS O-59AV1
2 15/16" Long,
1 5/16" Hex Head

ECS
#176



ECS O-290AJ2

Note: Other Versions Of These Steps May Have Had Different Step Rollers, Bolts, And Yokes. Refer To Items Illustrated Above.



Step Assembly

ECS O-A6291E1
Step, 40" Wide
Black, Smooth Riser
Treads Are Bolted To Frame On Underside

- | | | |
|---|---|-------------------------------------|
| 1. ECS O-455R2
Treads, Right Or Left,
Non-Removable
Underside Has Tapped Holes
For Bolts
16" x 12" | 3. ECS O-290BP4
Roller, Step
3" O.D. x 3/4" Wide | 6. ECS O-127VB56
Washer |
| 2. ECS O-455Z1
Treads, Center, Non-Removable
Underside Has Tapped Holes
For Bolts
16" x 16" | 4. ECS O-A59AV1
Bolt For O-290BP4 Roller
3 1/4" Long x 1 3/16" Head | 7. ECS O-A492AB1
Yoke, Wide Boss |
| | 5. ECS #176
Nut For O-A59AV1 Bolt | 8. ECS O-77EK2
Pin, 2 1/8" Long |
| | | 9. ECS O-90LB5
Spring |



Step Assembly

ECS O-A6291E2
Step 40" Wide
Black Smooth Riser
End Treads Are Screwed To Step Frame

- | | | |
|---|--|--|
| 1. ECS O-455R1
Treads, Right Or Left,
Removable
Drilled Holes For Screws
16" x 12" | 3. ECS O-290BP4
Roller, Step
3" O.D. x 3/4" Wide | 7. ECS O-A492AB1
Yoke, Wide Boss |
| 2. ECS O-455Z1
Treads, Center, Non-Removable
Underside Has Tapped
Holes For Bolts
16" x 16" | 4. ECS O-A59AV1
Bolt For O-290BP4
3 1/4" Long x 1 3/16" Head | 8. ECS O-77EK2
Pin, 2 1/8" Long |
| | 5. ECS #176
Nut For O-A59AV1 Bolt | 9. ECS O-90LB5
Spring |
| | 6. ECS O-127VB56
Washer | 10. ECS O-B124FA1
Screw For O-455R1
Treadboard
(25 Per Package) |

Please Call
Toll-Free
1-800-621-0759



Step Assembly

ECS O-A6291G13
Step 24" Wide, Black
Cleated Riser

- | | | |
|--|--|-------------------------------------|
| 1. ECS O-455AD1
Tread, Right, Non-Removable
Underside Has Tapped Holes
For Bolts
16" x 12" | 3. ECS O-290BP4
Roller, Step
3" O.D. x 3/4" Wide | 6. ECS O-127VB56
Washer |
| 2. ECS O-455BA1
Tread, Left, Non-Removable
Underside Has Tapped Holes
For Bolts
16" x 12" | 4. ECS O-A59AV1
Bolt For O-290BP4 Roller
3 1/4" Long x 13/16" Head | 7. ECS O-A492BA1
Yoke, Wide Boss |
| | 5. ECS #176
Nut For O-A59AV1 Bolt | 8. ECS O-77EK2
Pin, 2 1/8" Long |
| | | 9. ECS O-90LB5
Spring |

Wide Boss Yoke and roller assembly for these steps:



ECS O-A492BA1



ECS O-A59AV1
Bolt For O-290BP4
Roller 3 1/4" Long
x 13/16" Head

ECS
#176

ECS O-290BP4

Narrow Boss Yoke and roller assembly for these steps:



ECS O-492BA1



ECS O-59AV1
2 15/16" Long,
15/16" Hex Head

ECS O-290AJ2

Note: Other Versions Of These Steps May Have Had Different Step Rollers, Bolts, And Yokes. Refer To Items Illustrated Below.



Step Assembly

ECS O-A6291G14
Step 40" Wide, Black
Cleated Riser

- | | | |
|---|--|-------------------------------------|
| 1. ECS O-455AD1
Tread, Right, Non-Removable
Underside Has Tapped Holes For Bolts
16" x 12" | 4. ECS O-290BP4
Roller, Step
3" O.D. x 3/4" Wide | 7. ECS O-127VB56
Washer |
| 2. ECS O-455BA1
Tread, Left, Non-Removable
Underside Has Tapped Holes
For Bolts
16" x 12" | 5. ECS O-A59AV1
Bolt For O-290BP4 Roller
3 1/4" Long x 13/16" Head | 8. ECS O-A492BA1
Yoke, Wide Boss |
| 3. ECS O-455CA1
Tread, Center, Non Removable
Underside Has Tapped Holes
For Bolts
16" x 16" | 6. ECS #176
Nut For O-A59AV1 Bolt | 9. ECS O-77EK2
Pin, 2-1/8" Long |
| | | 10. ECS O-90LB5
Spring |



ECS #205
Tool, For Lifting O-77EK2

ECS O-GAA26140A7
Step, 24" Wide,
Black Finish



ECS O-290BP4
Roller, Step



Note Cast In Place Shaft



ECS O-GO9703BS50
Step, 24" Wide,
Yellow Demarcations

ECS O-GO9703BS51
Step, 32" Wide,
Yellow Demarcations

ECS O-GO9703BS53
Step, 40" Wide,
Yellow Demarcations

ECS O-GAA26140A9
Step, 40" Wide
Black Finish



ECS O-290BP4
Roller, Step



Note Cast In Place Shaft



Step Assembly

ECS O-GO6291P3
Step, 24" Wide, Black Finish
Removable Bolt

1. ECS O-290BP4
Roller, Step
3" O.D. x 3/4" Wide
2. ECS O-A59AV1
Bolt For O-290BP4 Roller
3 1/4" Long x 13/16" Head
3. ECS O-77EK2
Pin
4. ECS O-90LB5
Spring
5. ECS O-127VB56
Washer



Step Assembly

ECS O-GO6291P1
Step, 40" Wide, Black Finish
Removable Bolt

1. ECS O-290BP4
Roller, Step
3" O.D. x 3/4" Wide
2. ECS O-A59AV1
Bolt For O-290BP4 Roller
3 1/4" Long x 13/16" Head
3. ECS O-77EK2
Pin
4. ECS O-90LB5
Spring
5. ECS O-127VB56
Washer

Please Call
Toll-Free
1-800-621-0759

32" Wide Escalators

ECS O-GX6283E500M
Step Chain For 32" Escalators
(Step Measures 24" wide)
(1) 10 Axle Section

ECS O-GX6283E505M
Step Chain For 32" Escalators
(Step Measures 24" wide)
(1) 2 Axle Section

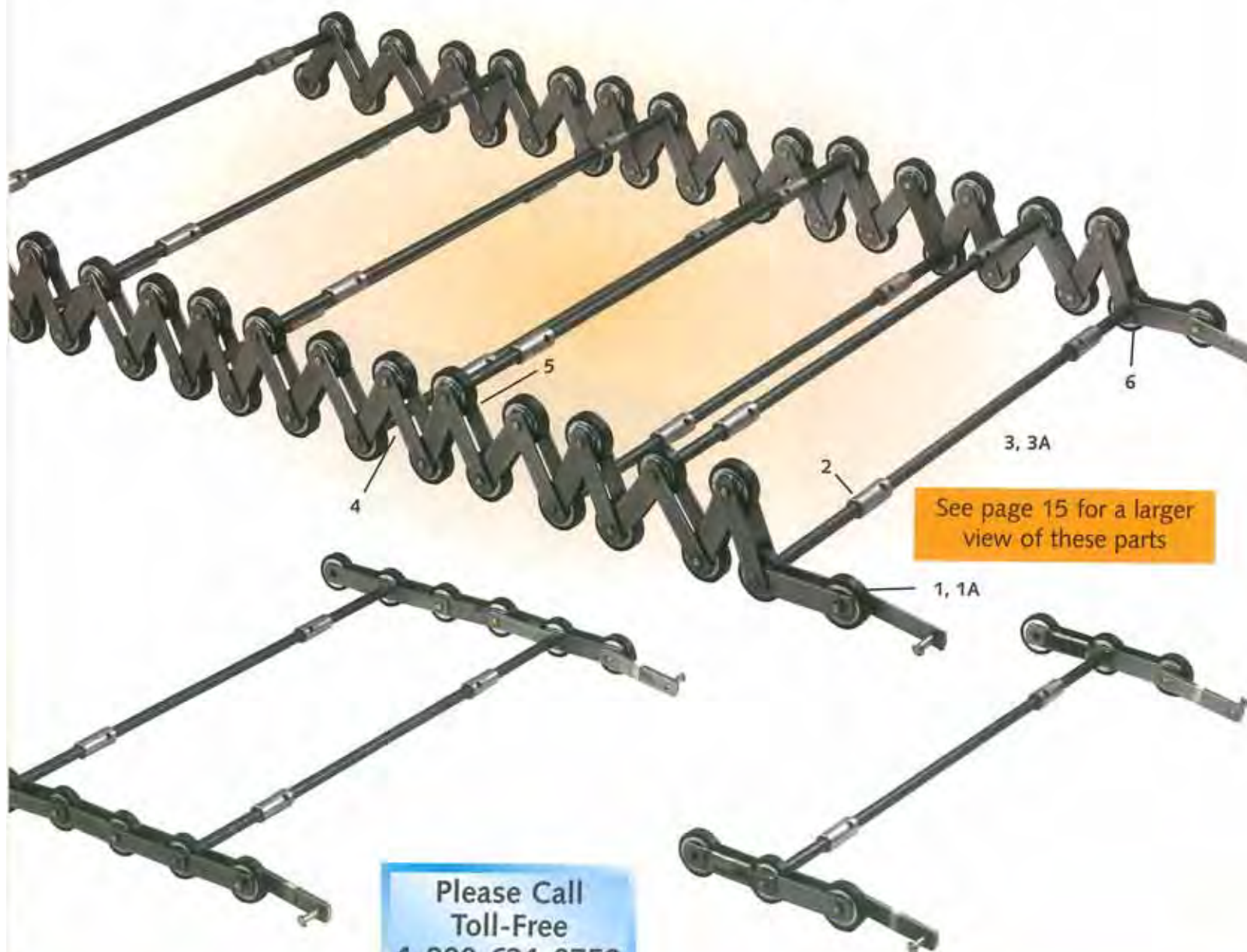
ECS O-GX6283F500M
Step Chain For 32" Escalators
(Step Measures 24" wide)
(1) 1 Axle Section

48" Wide Escalators

ECS O-GX6283E504M
Step Chain For 48" Escalators
(Step Measures 40" wide)
(1) 10 Axle Section

ECS O-GX6283E506M
Step Chain For 48" Escalators
(Step Measures 40" wide)
(1) 2 Axle Section

ECS O-GX6283F502M
Step Chain For 48" Escalators
(Step Measures 40" wide)
(1) 1 Axle Section



Please Call
Toll-Free
1-800-621-0759



1. ECS O-290AJ2
Roller, Chain

1A. ECS O-290BR2
Roller, Chain

3A



2. ECS O-210AL1
Bushings, Sleeve
Sintered Iron
3 1/4" Long

3. ECS O-502G1
Axle, Chain
23 7/8" Long

3



3A. ECS O-502G2
Axle, Chain
43 7/8" Long

4



4. ECS O-430AZ1
Link, Outer
6 7/8" Long

5. ECS O-430AZ2
Link, Inner
7 1/8" Long

5



6. ECS O-255BV1
Shim



6

See page 14 for a view of
where these parts are used



ECS #309
Tool, Link Pusher

ECS #5918
Oil Sorbent Sheets
17" x 19"
1 Case (100 Sheets)



600mm Escalators

ECS O-9703DS10
Step Chain For 600mm Escalators
(Step Measures 600mm)
(1) 10 Axle Section

ECS O-9703DS4
Step Chain For 600mm Escalators
(Step Measures 600mm)
(1) 2 Axle Section

ECS O-9703DS16
Step Chain For 600mm Escalators
(Step Measures 600mm)
(1) 1 Axle Section

800mm Escalators

ECS O-9703DS11
Step Chain For 800mm Escalators
(Step Measures 800mm)
(1) 10 Axle Section

ECS O-9703DS5
Step Chain For 800mm Escalators
(Step Measures 800mm)
(1) 2 Axle Section

ECS O-9703DS17
Step Chain For 800mm Escalators
(Step Measures 800mm)
(1) 1 Axle Section

1000mm Escalators

ECS O-9703DS23
Step Chain For 1000mm Escalators
(Step Measures 1000mm)
(1) 10 Axle Section

ECS O-9703D22
Step Chain For 1000mm Escalators
(Step Measures 1000mm)
(1) 2 Axle Section

ECS O-9703DS24
Step Chain For 1000mm Escalators
(Step Measures 1000mm)
(1) 1 Axle Section

**Please Call
Toll-Free
1-800-621-0759**

A Step Above

We ensure that each step chain and its components are made to the original manufacturer's specifications.

To do this, we implemented an aggressive quality improvement program and ensure our strategic partnerships adhere to stringent guidelines.

If the step chain you need is not shown, or if you have special requirements, please call. We would be happy to assist you in determining the best chain for your applications.

ECS O-A6283A1
Step Chain, Left Hand
4" Pitch

ECS O-A6283A2
Step Chain, Right Hand
4" Pitch

ECS O-290F1Y
Roller, Chain
5½" O.D. x 1⅛" Face
1½" I.D.

ECS O-210G1
Sleeve, Brass
4⅞" Long

ECS O-465P2
Sleeve With Slot
Pinned to Left Side

ECS O-465P1
Sleeve Without Slot
Pinned to Right Side

HEAVY DUTY STEP CHAIN (510, HD)

Note:

The step and moving walkway chain shown here is specially manufactured to each particular job's specifications. Please consult with our sales department to correctly identify the chain required.

HEAVY DUTY MOVING WALKWAY (606)

ECS single and multiple strand drive chain conforms to all the requirements of ANSI. Our chain may be used interchangeably with those of other manufacturers who conform to ANSI standards.

ECS O-332AW1
Handrail Drive Chain #60-1
3/4" Pitch

ECS O-332AW9
Main Drive Chain #60-4
3/4" Pitch
(Not Shown)

ECS O-332AW8
Main Drive Chain #60-5
3/4" Pitch
(Not Shown)

ECS O-332AW12
Handrail Drive Chain #80-1
1" Pitch

ECS O-332AW13
Handrail Drive Chain #80-1
1" Pitch
(Not Shown)

ECS O-332AW10
Main Drive Chain #100-1
1 1/4" Pitch

ECS O-332AW11
Main Drive Chain #100-2
1 1/4" Pitch
(Not Shown)

ECS O-332AW23
Main Drive Chain #100-1
1 1/4" Pitch

ECS O-332AW24
Main Drive Chain #100-2
1 1/4" Pitch
(Not Shown)

ECS #303
Chain Puller For O-332AW
#40 to #80 Chain



ECS #304
Chain Puller For O-332AW
#80 to #240 Chain



**Please Call
Toll-Free
1-800-621-0759**

ECS O-G0332P13
Chain, Handrail Drive
506, 15'





ECS O-265AW1
 Sheave, Handrail Drive
 31" O.D. 1 $\frac{3}{8}$ " Wide Tire
 Assembled With (2) O-207Z19 Bearings



ECS O-G02215AB20
 Sheave, Handrail Drive, 506
 Nylon With Bearings And Spacer
 19 Teeth
 Used With O-G0717A1



ECS O-G02215AB37
 Sheave, For Tension Device, 506
 Nylon With Bearings
 7 $\frac{13}{16}$ " O.D. x 1 $\frac{3}{8}$ " Wide
 Used with O-G0717A1

1



1. ECS O-195CB1
 Sprocket, Handrail Drive Chain
 68 Teeth, 3/4" Pitch
 16 $\frac{1}{16}$ " O.D., 8 $\frac{3}{4}$ " I.D.

2. ECS O-195BZ1
 Sprocket, Idler, 24 Teeth
 For Handrail Drive Chain #60
 (ECS O-332AW1)
 Order Bearings ECS O-207Z18 Separately

3. ECS O-195FW1
 Sprocket, Idler, 24 Teeth
 For Handrail Drive Chain #80
 (ECS O-332AW12)
 Order Bearings ECS O-207Z18 Separately

2



3



1



1. ECS O-207Z18
 Bearing
 2 $\frac{7}{16}$ " O.D., 1 $\frac{1}{8}$ " I.D.

2. ECS O-207Z19
 Bearing
 2 $\frac{3}{16}$ " O.D., 1 $\frac{1}{8}$ " I.D.

2



ECS O-G0717A1
 Belt, Handrail Pressure, 506
 1 $\frac{1}{4}$ " Wide, 98 $\frac{1}{2}$ " Circumference
 7 Ribs, Kevlar Reinforced




ECS O-V717AAA2
 Belt, Poly V, J Escalaire
 2 $\frac{1}{4}$ " Wide, 133" Circumference
 6 Ribs



ECS O-V717AAA1
 Belt, Poly V, J Escalaire
 2 $\frac{1}{4}$ " Wide, 149" Circumference
 6 Ribs

Tension Bows



ECS O-GO9703AD
Roller Bow

ECS O-GO2215AB7
Roller, 3" x 2³/₁₆"



ECS O-GO9703AF
Roller, Bow Tension

ECS O-GO2215AB10
Roller, 3" x 1³/₈"



ECS O-GO9703AJ
Roller, Bow

ECS O-GO2215AB10
Roller, 3" x 1³/₈"



ECS O-GO9703BB
Roller, Bow

ECS O-GO2215AB29
Roller, 2" x 2³/₈"

Handrail Guides

Please Call
Toll-Free
1-800-621-0759

ECS O-385JF1
Guide, Upper Curve
R, RB
5' 2⁵/₈" Long

ECS O-385JM1
Guide Incline
R, RB
10' 2" Long

ECS O-385JG1
Guide, Lower Curve
R, RB
7' 1" Long

Handrail Guard



ECS O-A6337P1
Handrail Guard Kit, As Shown



ECS O-A384JR1
Guard, Boot



ECS O-HR1CG
Handrail, Black Indoor, Cotton
Glider Ply
Usually Supplied Endless
Used On R, RB, RB-C, J And 506



ECS O-HR1PG
Handrail, Black Outdoor, Poly
Glider Ply
Usually Supplied Endless
Used On R, RB, RB-C, J And 506

Handrails



ECS O-HR2CG
Handrail, Black Indoor, Cotton
Glider Ply
Usually Supplied Endless
Used On 506SL



ECS O-HR2PG
Handrail, Black Outdoor, Poly
Glider Ply
Usually Supplied Endless
Used On 506SL

Cleaner And Polish



ECS #306
Cleaner, Handrail
1 Quart Container

ECS #307
Polish, Handrail
1 Quart Container



ECS O-7009A1
Switch, Lower Landing
Switch, Step and Skirt



ECS O-7009A2
Switch, Lower Landing
Upthrust

ECS O-7009A3
Switch, Lower Landing
Step & Skirt



ECS O-177AV1
Switch, Slack Chain
Tension Device

**Please Call
Toll-Free
1-800-621-0759**

ECS O-G0177AM2
Switch, Handrail Entry (506)



ECS O-G0177AG6
Switch, Chain Limit (506)



ECS O-G0177AG1
Switch, Combplate (506)



ECS O-6410E6
Switch, Key Operated
Double Throw Making
Key Removable At Center



ECS O-9703DM4
Switch, Stop Alarm
Sounds If Cover Is Lifted



Please Call Toll-Free
1-800-621-0759



ECS W-216B509G04
Roller, Step Trail For N & NT Step
4" O.D. x $1\frac{3}{16}$ " Tire Face
1 Bearing



ECS W-691B785G07
Roller, Step Trail And Chain Guide
3" O.D. x $\frac{5}{8}$ " Tire, Tapered Face
1 Bearing



ECS W-322C363G01
Roller, Step Trail For L&M Step
5 $\frac{1}{4}$ " O.D. x $\frac{7}{8}$ " Tire Face
1 Bearing



ECS W-217B235H07
Roller, Step Trail And Axle
5 $\frac{1}{4}$ " O.D. x $\frac{7}{8}$ " Tire Face
2 Bearings



ECS W-691B785G08
Roller, Axle
3" O.D. x $\frac{5}{8}$ " Tire, Tapered Face
2 Bearings

Handrail Drive, Pressure Assembly



ECS W-152B238G02
Roller, Handrail Drive
5 $\frac{5}{16}$ " O.D. x $1\frac{3}{8}$ " Tire Face
2 Tapped Holes, 4 Thru Holes

ECS W-196C271G01M
Roller, Handrail Drive
5 $\frac{1}{4}$ " O.D. x $1\frac{3}{8}$ " Tire Face
Keyway, Knurled Tire



ECS W-691B759G04
Roller, Handrail Pressure
3" O.D. x $2\frac{13}{16}$ " Tire Face



ECS W-196C271G01
Roller, Handrail Drive
5 $\frac{1}{4}$ " O.D. x $1\frac{3}{8}$ " Tire Face
Keyway

ECS W-691B759G02
Roller, Used With Old Style
Leaf Spring Pressure Assembly
3" O.D. x $1\frac{7}{16}$ " Tire,
2 Bearings





Aluminum Die Cast

Key	ECS Number	Dimensions			Number Of Teeth
		d	x	y	
A.	W-626D315H06	5 3/4"	1 1/8"	1"	16
B.	W-626D315H03	6 1/4"	1 5/8"	1"	16
C.	W-626D315H05	6 1/4"	1 5/8"	1"	15
D.	W-626D315H02	6 1/4"	1 1/8"	1 9/16"	16
E.	W-626D315H04	6 1/4"	1 1/8"	1 9/16"	15

Each Landing On A 32" N & Modular Needs:

(1) H03, (2) H06, (1) H02

Each Landing On A 48" N & Modular Needs:

(1) H05, (5) H06, (1) H04



Aluminum Die Cast Yellow Finish

Key	ECS Number	Dimensions			Number Of Teeth
		d	x	y	
A.	W-626D315H06YA	5 3/4"	1 1/8"	1"	16
B.	W-626D315H03YA	6 1/4"	1 5/8"	1"	16
C.	W-626D315H05YA	6 1/4"	1 5/8"	1"	15
D.	W-626D315H02YA	6 1/4"	1 1/8"	1 9/16"	16
E.	W-626D315H04YA	6 1/4"	1 1/8"	1 9/16"	15

Each Landing On A 32" N & Modular Needs:

(1) H03YA, (2) H06YA, (1) H02YA

Each Landing On A 48" N & Modular Needs:

(1) H05YA, (5) H06YA, (1) H04YA



Injected Molded Plastic Yellow

Key	ECS Number	Dimensions			Number Of Teeth
		d	x	y	
A.	W-626D315H06Y	5 3/4"	1 1/8"	1"	16
B.	W-626D315H03Y	6 1/4"	1 5/8"	1"	16
C.	W-626D315H05Y	6 1/4"	1 5/8"	1"	15
D.	W-626D315H02Y	6 1/4"	1 1/8"	1 9/16"	16
E.	W-626D315H04Y	6 1/4"	1 1/8"	1 9/16"	15

Each Landing On A 32" N & Modular Needs:

(1) H03Y, (2) H06Y, (1) H02Y

Each Landing On A 48" N & Modular Needs:


(1) H05Y, (5) H06Y, (1) H04Y



ECS #288
Screws For Combs
Phillips Head
100 Pcs./Bag



ECS #288A
Screws For Combs
Allen Head
100 Pcs./Bag




Key	ECS Number	Dimensions			Number Of Teeth
		d	x	y	
A.	W-626D315H06	5 $\frac{3}{4}$ "	1 $\frac{1}{8}$ "	1"	16
B.	W-628D184H01	5 $\frac{7}{8}$ "	1 $\frac{1}{8}$ "	1 $\frac{1}{8}$ "	16
C.	W-628D184H03	5 $\frac{1}{2}$ "	1 $\frac{1}{8}$ "	$\frac{3}{4}$ "	15
D.	W-628D184H02	5 $\frac{7}{8}$ "	1 $\frac{3}{16}$ "	1"	16
E.	W-628D184H04	5 $\frac{1}{2}$ "	$\frac{7}{8}$ "	1 $\frac{1}{16}$ "	15

Each Landing On A 32" NT Needs:

(1) H01, (2) H06, (1) H02

Each Landing On A 48" NT Needs:

(1) H03, (5) H06, (1) H04

Aluminum Die Cast


Key	ECS Number	Dimensions			Number Of Teeth
		d	x	y	
A.	W-626D315H06YA	5 $\frac{3}{4}$ "	1 $\frac{1}{8}$ "	1"	16
B.	W-628D184H01YA	5 $\frac{7}{8}$ "	1 $\frac{1}{8}$ "	1 $\frac{1}{8}$ "	16
C.	W-628D184H03YA	5 $\frac{1}{2}$ "	1 $\frac{1}{8}$ "	$\frac{3}{4}$ "	15
D.	W-628D184H02YA	5 $\frac{7}{8}$ "	1 $\frac{3}{16}$ "	1"	16
E.	W-628D184H04YA	5 $\frac{1}{2}$ "	$\frac{7}{8}$ "	1 $\frac{1}{16}$ "	15


Each Landing On A 32" NT Needs:

(1) H01YA, (2) H06YA, (1) H02YA

Each Landing On A 48" NT Needs:

(1) H03YA, (5) H06YA, (1) H04YA

 COMB SEGMENT
 DIMENSIONS

**Aluminum Die Cast
Yellow Finish**


Key	ECS Number	Dimensions			Number Of Teeth
		d	x	y	
A.	W-626D315H06Y	5 $\frac{3}{4}$ "	1 $\frac{1}{8}$ "	1"	16
B.	W-628D184H01Y	5 $\frac{7}{8}$ "	1 $\frac{1}{8}$ "	1 $\frac{1}{8}$ "	16
C.	W-628D184H03Y	5 $\frac{1}{2}$ "	1 $\frac{1}{8}$ "	$\frac{3}{4}$ "	15
D.	W-628D184H02Y	5 $\frac{7}{8}$ "	1 $\frac{3}{16}$ "	1"	16
E.	W-628D184H04Y	5 $\frac{1}{2}$ "	$\frac{7}{8}$ "	1 $\frac{1}{16}$ "	15

Each Landing On A 32" NT Needs:

(1) H01Y, (2) H06Y, (1) H02Y

Each Landing On A 48" NT Needs:

(1) H03Y, (5) H06Y, (1) H04Y

**Injected Molded Plastic
Yellow**

Please Call Toll-Free
1-800-621-0759

ECS #732
Sealant To Prevent
Screws From Seizing
(Sold In Sets Of 3)



Demarcation Inserts



ECS W-321C596H04
Demarcation Insert, Black, 6" Long, 16 1/2 Teeth.
1 Needed For 32" Step; 1 Needed For 48" Step.




ECS W-321C596H05
Demarcation Insert, Black, 5 1/2" Long, 16 Teeth.
1 Needed For 32" Step; 2 Needed For 48" Step.



ECS W-321C596H06
Demarcation Insert, Black, 5 1/2" Long, 15 Teeth.
1 Needed For 32" Step; 3 Needed For 48" Step.



ECS W-321C596H03
Demarcation Insert, Black, 6" Long, 16 1/2 Teeth.
1 Needed For 32" Step; 1 Needed For 48" Step.



Tread Board Complete

ECS W-321C679G17 (Not Shown)
Tread Board Complete With Black Demarcations
For 32" N, NT.

ECS W-323C501G13 (Shown)
Tread Board Complete With Black Demarcations
For 48" N, NT.

1. ECS W-215B768H01
End Plate, L.H.
2 1/16" x 1 1/16"
2 Screw Holes
2. ECS W-215B768H02
End Plate, R.H.
2 1/16" x 1 1/16"
2 Screw Holes
3. ECS W-322C606G06
Bracket L.H.
Includes Shaft,
Roller, And Cap
4. ECS W-322C606G05
Bracket R.H.
Includes Shaft,
Roller, And Cap
5. ECS W-216B509G04
Step Roller
4" O.D. x 1 1/16" Tire Face
1 Bearing
6. ECS #178
Snap Ring To Hold
Step Roller On Shaft
(30 Pcs. Per Pkg.)
7. ECS W-X5ZS1H29
Screw For End Plates.
8. ECS W-X6FS1H11
Washer, Brass
For Step Roller.
(30 Pcs. Per Pkg.)



Please Call Toll-Free
1-800-621-0759

Step Assembly

ECS W-534F904G37 (Not Shown)
Step Assembly For 32" N, NT
With Black Demarcations.

ECS W-627D258G17 (Shown)
Step Assembly For 48" N, NT
With Black Demarcations.



ECS W-144A541H01
O Rings For Demarcations.
(50 Pcs. Per Pkg.)



ECS W-144A542H03
Screws For Demarcations.
(50 Pcs. Per Pkg.)

Demarcation Inserts



ECS W-321C596H12
 Demarcation Insert, Yellow; 6" Long, 16 1/2 Teeth;
 1 Needed For 32" Step; 1 Needed For 48" Step



ECS W-321C596H13
 Demarcation Insert, Yellow; 5 3/4" Long, 16 Teeth;
 1 Needed For 32" Step; 2 Needed For 48" Step



ECS W-321C596H14
 Demarcation Insert, Yellow; 5 3/8" Long, 15 Teeth;
 1 Needed For 32" Step; 3 Needed For 48" Step



ECS W-321C596H11
 Demarcation Insert, Yellow; 6" Long, 16 1/2 Teeth;
 1 Needed For 32" Step; 1 Needed For 48" Step



Tread Board Complete

ECS W-321C679G18
 Tread Board Complete With Yellow Demarcations
 For 32" N, NT (Not Shown)

ECS W-323C501G14
 Tread Board Complete With Yellow Demarcations
 For 48" N, NT (Shown)

1. **ECS W-215B768H01**
 End Plate, L.H.
 2 11/16" x 1 1/16"
 2 Screw Holes

2. **ECS W-215B768H02**
 End Plate, R.H.
 2 11/16" x 1 1/16"
 2 Screw Holes

3. **ECS W-322C606G06**
 Bracket L.H.
 Includes Shaft,
 Roller, And Cap

4. **ECS W-322C606G05**
 Bracket R.H.
 Includes Shaft,
 Roller, And Cap

5. **ECS W-216B509G04**
 Step Roller
 4" O.D. x 1 3/8" Tire Face
 1 Bearing

6. **ECS #178**
 Snap Ring To Hold
 Step Roller On Shaft
 (30 Pcs. Per Pkg.)

7. **ECS W-X5ZS1H29**
 Screw For End Plates

8. **ECS W-X6FS1H11**
 Washer, Brass
 For Step Roller
 (30 Pcs. Per Pkg.)



Please Call Toll-Free
1-800-621-0759

Step Assembly

ECS W-534F904G39
 Step Assembly For 32" N, NT
 With Yellow Demarcations (Not Shown)

ECS W-627D258G19
 Step Assembly For 48" N, NT
 With Yellow Demarcations (Shown)

ECS #316
 Tool To Insert/Remove
 ECS #178.



ECS #732
 Sealant To Prevent
 Screws From Seizing
 (Sold In Sets Of 3)



Demarcation Inserts



ECS W-321C596H04
Demarcation Insert, Black. 6" Long, 16 1/2 Teeth.
1 Needed For 32" Step; 1 Needed For 48" Step.



ECS W-321C596H05
Demarcation Insert, Black. 5 1/4" Long, 16 Teeth.
1 Needed For 32" Step; 2 Needed For 48" Step.



ECS W-321C596H06
Demarcation Insert, Black. 5 1/4" Long, 15 Teeth.
1 Needed For 32" Step; 3 Needed For 48" Step.



ECS W-321C596H03
Demarcation Insert, Black. 6" Long, 16 1/2 Teeth.
1 Needed For 32" Step; 1 Needed For 48" Step.



Tread Board Complete

ECS W-321C679G16 (Not Shown)
Tread Board Complete With Black Demarcations
For 32" Modular B

ECS W-323C501G12 (Shown)
Tread Board Complete With Black Demarcations
For 48" Modular B

1. ECS W-215B768H01
End Plate, L.H. 2 1/8" x 1 1/8"
2 Screw Holes
 2. ECS W-215B768H02
End Plate, R.H. 2 1/8" x 1 1/8"
2 Screw Holes
 3. ECS W-196C116G08
Bracket L.H. Includes Shaft,
Roller, And Cap
 4. ECS W-196C116G07
Bracket R.H. Includes Shaft,
Roller, And Cap
 5. ECS W-691B785G07
Step Roller
3" O.D. x 1/2" Wide
Tapered Tire, 1 Bearing
 6. ECS W-X6ZA51H09
Snap Ring To Hold
Step Roller On Shaft
(30 Pcs. Per Pkg.)
 7. ECS W-X5ZS1H29
Screw For End Plates
 8. ECS W-X6FS1H11
Washer, Brass
For Step Roller
(30 Pcs. Per Pkg.)
- ECS W-X5BQS1H02
(Not Shown)
Screw For Tread Board
(50 Pcs. Per Pkg.)



Please Call Toll-Free
1-800-621-0759

Step Assembly

ECS W-5191D43G10 (Not Shown)
Step Assembly For 32" Modular B
With Black Demarcations.

ECS W-5191D42G10 (Shown)
Step Assembly For 48" Modular B
With Black Demarcations.



ECS W-144A541H01
O Rings For Demarcations.
(50 Pcs. Per Pkg.)



ECS W-144A542H03
Screws For Demarcations.
(50 Pcs. Per Pkg.)

Demarcation Inserts



ECS W-321C596H12
 Demarcation Insert, Yellow; 6" Long, 16½ Teeth;
 1 Needed For 32" Step; 1 Needed For 48" Step



ECS W-321C596H13
 Demarcation Insert, Yellow; 5¼" Long, 16 Teeth;
 1 Needed For 32" Step; 2 Needed For 48" Step



ECS W-321C596H14
 Demarcation Insert, Yellow; 5¼" Long, 15 Teeth;
 1 Needed For 32" Step; 3 Needed For 48" Step



ECS W-321C596H11
 Demarcation Insert, Yellow; 6" Long, 16½ Teeth;
 1 Needed For 32" Step; 1 Needed For 48" Step



Tread Board Complete

ECS W-321C679G15
 Tread Board Complete With Yellow Demarcations
 For 32" Modular B (Not Shown)

ECS W-323C501G11
 Tread Board Complete With Yellow Demarcations
 For 48" Modular B (Shown)

1. **ECS W-215B768H01**
 End Plate, L.H. 2½" x 1¼"
 2 Screw Holes

2. **ECS W-215B768H02**
 End Plate, R.H. 2½" x 1¼"
 2 Screw Holes

3. **ECS W-196C116G08**
 Bracket L.H. Includes Shaft,
 Roller, And Cap

4. **ECS W-196C116G07**
 Bracket R.H. Includes Shaft,
 Roller, And Cap

5. **ECS W-691B785G07**
 Step Roller
 3" O.D. x ½" Wide
 Tapered Tire, 1 Bearing

6. **ECS W-X6ZA51H09**
 Snap Ring To Hold
 Step Roller On Shaft
 (30 Pcs. Per Pkg.)

7. **ECS W-X5Z51H29**
 Screw For End Plates

8. **ECS W-X6FS1H11**
 Washer, Brass.
 For Step Roller.
 (30 Pcs. Per Pkg.)

ECS W-X5BQS1H02
 (Not Shown)
 Screw For Tread Board
 (50 Pcs. Per Pkg.)



Please Call Toll-Free
1-800-621-0759

Step Assembly

ECS W-5191D43G09
 Step Assembly For 32" Modular B
 With Yellow Demarcations (Not Shown)

ECS W-5191D42G15
 Step Assembly For 48" Modular B
 With Yellow Demarcations (Shown)

ECS #316
 Tool To Insert/Remove
 ECS #178.



ECS #732
 Sealant To Prevent Screws
 From Seizing
 (Sold In Sets Of 3)



ECS #311
 Step Removal/Insertion Key.
 12" Long With Molded
 Handle For Comfort.



32" Step Assembly

1. ECS W-1727C53G03 (Shown)
Step Section L.H. Black Finish
Includes Shaft, Roller and Cap
- ECS W-1727C53G08 (Not Shown)
Step Section L.H. Unpainted
Includes Shaft, Roller and Cap
2. ECS W-1727C53G04 (Shown)
Step Section R.H. Black Finish
Includes Shaft, Roller and Cap
- ECS W-1727C53G09 (Not Shown)
Step Section R.H. Unpainted
Includes Shaft, Roller and Cap
3. ECS W-691B785G07
Step Roller
3" O.D. x 3/4" Wide
Tapered Tire, 1 Bearing
4. ECS W-X6ZA51H09
Snap Ring To Hold
Step Roller On Shaft
(30 Pcs. Per Pkg.)
5. ECS W-X6FS1H11
Washer, Brass For Step Roller
(30 Pcs. Per Pkg.)



Step Assembly

ECS W-1727C53G01
Step Assembly Complete
Black Finish (Shown)

ECS W-1727C53G06
Step Assembly Complete
Unpainted (Not Shown)

48" Step Assembly

1. ECS W-1727C53G03 (Shown)
Step Section L.H. Black Finish
Includes Shaft, Roller and Cap
- ECS W-1727C53G08 (Not Shown)
Step Section L.H. Unpainted
Includes Shaft, Roller and Cap
2. ECS W-1727C53G05 (Shown)
Center Section Black Finish
Includes Shaft, Roller and Cap
- ECS W-1727C53G10 (Not Shown)
Center Section Unpainted
Includes Shaft, Roller and Cap
3. ECS W-1727C53G04 (Shown)
Step Section R.H. Black Finish
Includes Shaft, Roller and Cap
- ECS W-1727C53G09 (Not Shown)
Step Section R.H. Unpainted
Includes Shaft, Roller and Cap
4. ECS W-691B785G07
Step Roller
3" O.D. x 3/4" Wide
Tapered Tire, 1 Bearing
5. ECS W-X6ZA51H09
Snap Ring To Hold Step Roller
On Shaft (30 Pcs. Per Pkg.)
6. ECS W-X6FS1H11
Washer, Brass For Step Roller
(30 Pcs. Per Pkg.)



Step Assembly

ECS W-1727C53G02 (Shown)
Step Assembly Complete
Black Finish

ECS W-1727C53G07 (Not Shown)
Step Assembly Complete
Unpainted

Please Call Toll-Free
1-800-621-0759



ECS W-196C269G01

Pulley For Timing Belt
Die Cast Hub W/Keyway
5" O.D. x 1 7/16" Wide
4 Are Required For 4 Wheel Drive
6 Are Required For 6 Wheel Drive



ECS W-196C271G01

Handrail Drive Roller, Poly. Tire
Aluminum Die Cast Hub W/Keyway
5 1/4" O.D. x 1 1/4" Wide Tire
4 Are Required For 4 Wheel Drive
6 Are Required For 6 Wheel Drive



ECS W-196C271G01M

Handrail Drive Roller With
Knurled Poly. Tire For Improved Traction
Aluminum Die Cast Hub W/Keyway
5 1/4" O.D. x 1 1/4" Wide Tire
4 Are Required For 4 Wheel Drive
6 Are Required For 6 Wheel Drive

ECS W-5193D54G03 Handrail Drive Assembly
4 Wheel (Not Shown)

ECS W-692B149G02 Handrail Drive Assembly
6 Wheel (Shown)

Tension Roller



ECS W-196C272G01

Tension Roller For Timing Belts
4 1/4" O.D. x 1 1/4" Wide
2 Sealed Bearings



ECS W-5199D18G05

Shaft & Bearing Assembly
Heavy Duty Version
Supplied With Spacers,
Snap Rings And Keys
4 Required For 4 Wheel Drive
6 Required For 6 Wheel Drive

ECS W-X4TS1H19

Nut, Flex Loc
8 Required For
4 Wheel Drive

12 Required For
6 Wheel Drive



Pressure Roller Assembly



ECS W-691B759G04

Roller Assembly For W-5199D28G01
3" O.D. x 2 1/4" Wide Tire
2 Sealed Bearings

ECS W-5199D28G01

Pressure Roller Assembly
For Modular Drive
2 Are Required For 4 Wheel Drive
3 Are Required For 6 Wheel Drive



Timing Belts And Pulley



ECS W-691B789H05
Timing Belt For 4 Wheel Drive
Kevlar Reinforcement

ECS W-691B789H07
Timing Belt For 6 Wheel Drive
Kevlar Reinforcement

ECS W-5191D53G01
Pulley For Timing Belts
84 Teeth



Polyurethane Drive Chain

ECS W-2648C02G01
Drive Chain, 1 Pair



Brushes



ECS W-2637C34H14
Brush, Oil Applicator
For Polyurethane Chain
(2 Per Pkg.)



ECS W-196C126H07
Shoe For Broken Chain
Switch

Sprockets & Stub Shaft



1. ECS W-5191D57H01
Drive Sprocket, Double Row
2. ECS W-691B734G01
Idler Sprocket, Double Row
Assembled With Bearings
3. ECS W-1726C09H01
Stub Shaft, 9/16" O.D.
6 Mounting Holes
Keyway



Bearings

ECS W-B22435HL
Bearing For Fixed L.H.
Pillow Block



ECS W-CSEB22435H
Bearing For Floating R.H.
Pillow Block




Brake



ECS W-5206D68H01 (shown)
Brake, Ogura 90 Volts D.C.
Can Replace Electroid 5213D49H01
(Please Supply Nameplate Data Prior To Ordering)

ECS W-5206D68H02 (not shown)
Brake, Ogura 90 Volts D.C.
Can Replace Electroid 5213D49H02
(Please Supply Nameplate Data Prior To Ordering)


1. ECS W-2633C64G01

Conversion Kit For 4 Wheel Drive Assembly
 Each Kit Includes:

- (2) W-866A704G01 Sprockets, Main Drive, 36 Teeth
- (4) W-866A703G01 Sprockets, Idler, 15 Teeth
- (8) W-866A702H01 Sprockets, Handrail Drive, 13 Teeth
- (2) W-2633C64H04 Chain, Drive

**Please Call
 Toll-Free
 1-800-621-0759**


2. ECS W-2633C64G02

Conversion Kit For 6 Wheel Drive Assembly
 Each Kit Includes:

- (2) W-866A704G01 Sprockets, Main Drive, 36 Teeth
- (6) W-866A703G01 Sprockets, Idler, 15 Teeth
- (12) W-866A702H01 Sprockets, Handrail Drive, 13 Teeth
- (2) W-2633C64H05 Chain, Drive



ECS W-103D750G01
Step Chain, 1 Pair
Assembled In Lengths To
Accommodate 6 Steps



ECS W-103D750G03
Step Chain, 1 Pair
Assembled In Lengths
To Accommodate 1 Step



Note:
An Escalator Having 72
Steps Would Require:
(12) W-103D750G01

One Having 73 Steps
Would Require:
(12) W-103D750G01 and
(1) W-103D750G03



ECS W-217B235H07
Roller, Chain Axle
5-1/4" O.D. x 7/8" Tire Face
2 Bearings



ECS #178
Ring For Chain Axle
2 Required Per Axle



ECS W-X6FS1H11
Washer, For Chain Roller
2 Required Per Roller



ECS W-K5863-1
Bushing, Rubber For Chain Axle
2 Required Per Axle

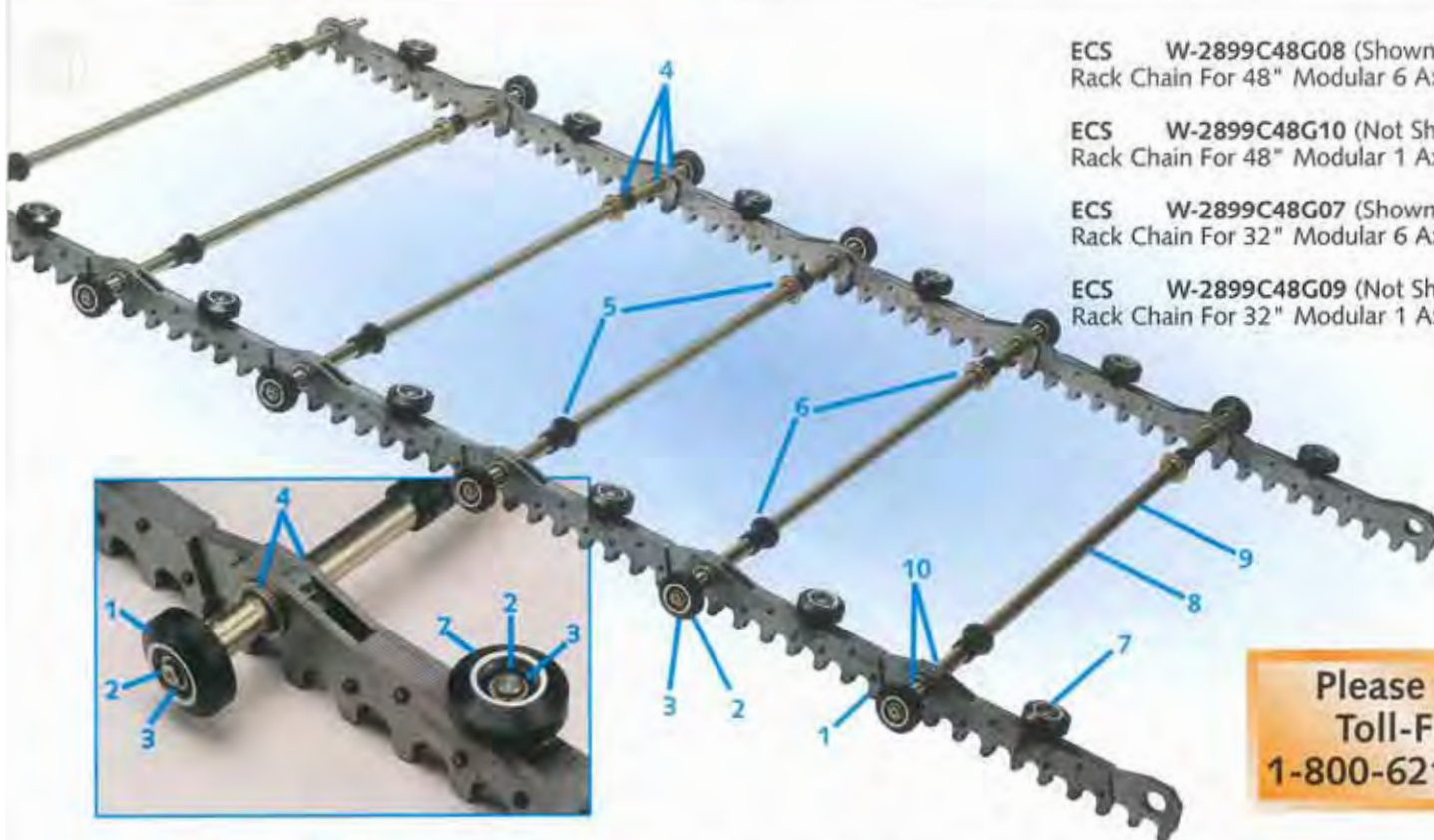
**Please Call Toll-Free
1-800-621-0759**



ECS #316
Tool, To Insert/Remove
ECS #178 Snap Ring



ECS W-K5597-2
Collar, For Chain Axle
2 Required Per Axle



ECS W-2899C48G08 (Shown)
Rack Chain For 48" Modular 6 Axle Assembly

ECS W-2899C48G10 (Not Shown)
Rack Chain For 48" Modular 1 Axle Assembly

ECS W-2899C48G07 (Shown)
Rack Chain For 32" Modular 6 Axle Assembly

ECS W-2899C48G09 (Not Shown)
Rack Chain For 32" Modular 1 Axle Assembly

Please Call
Toll-Free
1-800-621-0759

Rack Chain Components (refer to photo above)

- | | |
|--|--|
| 1. ECS W-691B785G08
Roller, Axle
3" O.D. x 5/8" Tire, Tapered Face
2 Bearings | 6. ECS W-866A348H01
Collar (2 Per Axle) |
| 2. ECS W-X6ZA51H09
Ring, Axle
(30 Pcs. Per Pkg.) | 7. ECS W-691B785G07
Roller, Side Guide
3" O.D. x 5/8" Tire,
Tapered Face, 1 Bearing |
| 3. ECS W-X6FS1H11
Washer, Brass
(30 Pcs. Per Pkg.) | 8. ECS W-5191D44H03
Axle, For 32" Modular |
| 4. ECS W-X6ZS6H82
Ring, Split
(30 Pcs. Per Pkg.) | 9. ECS W-5191D44H04
Axle, For 48" Modular |
| 5. ECS W-691B783H01
Bushings, Rubber (2 Per Axle) | 10. ECS W-196C117H09
Spacer |



ECS #316
Tool To Insert/Remove
W-X6ZA51H09

Bushing Kits & Tools



ECS W-6929C24G01
Bushing Kit
Needed To Rebush Laminates
Having Worn Brass Bushings.
1 1/4" O.D., 2 Kits Per Step.



ECS W-6929C24G02
Bushing Kit
Needed To Rebush Laminates
Having Worn Brass Bushings.
1 7/8" O.D., 2 Kits Per Step.



ECS #415
Tool For Removing Worn Brass Bushings.
As It Presses Out The Worn Brass
Bushings, It Presses Into Position
The New Steel Bushings.

SWITCHES - SHOE, BUTTON



ECS W-5063A04H01
Switch, SPDT



ECS W-5063A04H02
Switch, DPDT



ECS W-5063A04H04
Switch, DPDT



ECS W-196C126H07
Shoe, Chain Switch



ECS W-694B930H01
Button, Plunger Stem



ECS W-630B226H05
Strip, Nylatron
Sold In 100 Foot Coil

ECS W-5060A33H01
Strip, Sold In 100' Coil



ECS W-865A032H01
Splice, Guide For Handrail
4" Long

ECS W-5060A88H02
Guide, Return And Take Up
Extruded Nylon
Sold In 24 Foot Lengths

ECS W-5060A88H01
Guide, Newell
Extruded Nylon
Sold In 5 Foot Lengths

Please Call
Toll-Free
1-800-621-0759

ECS W-864A976H01
Guide, Newell
Extruded Nylon
Sold In 12 Foot Lengths



A. ECS W-HR1CG
Handrail, Black Indoor, Cotton
Glider Ply. Usually Supplied Endless
Used On M, N, NT



B. ECS W-HR1PG
Handrail, Black Outdoor
Poly Glider Ply. Usually Supplied Endless
Used On M, N, NT



C. ECS W-HR2CG
Handrail, Black Indoor, Cotton
Glider Ply. Supplied Endless
Used On Modular Units

D. ECS W-K4854H02
Band, Traction For
Handrail Drive Sheave
1-1/4" Wide,
3/8" Thick,
96" Circumference




E. ECS W-HR2PG
Handrail, Black Outdoor
Poly Glider Ply. Supplied Endless
Used On Modular Units

F. ECS W-103D291G03
Boot; Handrail Inlet for W-HR4




Cleaner And Polish

ECS #306
Cleaner, Handrail
1 Quart Container



ECS #307
Polish, Handrail
1 Quart Container



Step Assembly



ECS S-SCS468544 (shown)
Step, Silver, 600mm

ECS S-SCS807616
Step, Black, 600mm

ECS S-SCS468545
Step, Silver, 800mm

ECS S-SCS807617
Step, Black, 800mm

ECS S-SCS468546
Step, Silver, 1000mm

ECS S-SCS807618
Step, Black, 1000mm

**These Steps Are Available
In Silver Or Black**

ECS S-SCS468547 (shown)
Step, Silver, 600mm W/K Edge

ECS S-SCS807619
Step, Black, 600mm W/K Edge

ECS S-SCS468548
Step, Silver, 800mm W/K Edge

ECS S-SCS807620
Step, Black, 800mm W/K Edge

ECS S-SCS468549
Step, Silver, 1000mm W/K Edge

ECS S-SCS807621
Step, Black, 1000mm W/K Edge



1. ECS S-SCS319901
K Edge, L.H.

4. ECS S-SCS319903
K Edge Riser, L.H.

2. ECS S-SCS319900
K Edge

5. ECS S-SCS319905
K Edge Riser, R.H.

3. ECS S-SCS319902
K Edge, R.H.

6. ECS S-SCS241534
Roller, Step
2 3/4" O.D. x 1" Tire Face

7. ECS S-SCS409172
Pad, Guide

ECS S-858986
Clips, K Edge
(25 Per Package)

ECS S-DIN798107
Screws, K Edge
(25 Per Package)

**Please Call
Toll-Free
1-800-621-0759**

Comb Segments

Aluminum Die Cast

ECS S-SMR898515
Comb End, L.H.
1 Tooth

ECS S-SMR898462
Comb, 7 7/8" Wide
22 Teeth

ECS S-SMR898516
Comb End, R.H.
1 Tooth



Drive Chain



ECS S-741330
Chain, Handrail Drive
104" Long

ECS S-741330HL
Link, Half
(not shown)

ECS S-741330FL
Link, Full
(not shown)

Step Chain



ECS S-SCS241547
Step Chain, 1 Pair
Each Pair Accommodates 12 Steps



ECS S-HR1PG
Handrail, Used On
SW, SWE, SWU, EWE.
Specify Length.

ECS S-HR2PG
Handrail, Used On
SDS And 2000 Series.
Specify Length.



ECS S-749312
Belt, Handrail Poly V
2 1/4" Wide

Handrail Drive



ECS S-SEH498347
Chain, Newell Roller
53 3/4" Long
17 Nylon Rollers

ECS S-SCH394007
Pulley, V Belt, W/O Shaft
37/16" O.D. x 2 13/16" Wide

ECS S-SCH394014
Pulley, V Belt, W/Shaft
(not shown)



Yellow Aluminum

ECS S-SMR898516YA
Comb End, R.H.
1 Tooth

ECS S-SMR898462YA
Comb, 77/8" Wide
22 Teeth

ECS S-SMR898515YA
Comb End, L.H.
1 Tooth



ECS S-DIN799101
Screws, Comb
(25 Per Package)

What Makes ECS Rollers So Special?

We're committed to supplying you with the best rollers available. We source our rollers from industry-proven partners and stand by their quality. For rollers we produce in our facility, we control all phases of production, purchase the best polyurethane chemicals and use only the highest quality bonding agents. After carefully machining the tire, we finish the assembly by inserting quality made, dependable bearings. All at a competitive price!



ECS M-P23230
Roller, Step Trail
3" O.D. x 7/8" Tire Face
3/4" Bearing I.D.



ECS M-P22723
Roller, Newell Assembly
2 3/4" O.D. x 1 5/16" Tire Face



ECS M-P12963
Roller, Step or Chain
3 15/16" O.D. x 7/8" Tire Face
3/4" Bearing I.D.



ECS M-P5985
Roller, Step Trail
3 15/16" O.D. x 1 1/4" Tire Face
3/4" Bearing I.D.

Flange Couplings



ECS M-P23371
Coupling, Flange
2 3/8" O.D. x 1 1/2" Long



ECS M-P27233
Coupling, Flange
2 3/8" O.D. x 3 1/8" Long



ECS M-P32931
Coupling, Flange Kit
Required for Thru Axle Steps Which Have Style M-A42860 Step Chain.
1 Kit Per Step Assembly.



ECS M-P27266
Coupling, Flange
Converts Old Style To Quick Connect.
Includes Spindle, Base, Nut, Hardware And M-P12963 Roller Assembled To Spindle.



ECS M-P29864
Coupling, Flange Kit
Used On New Style Steps With Thru Axle.
Includes Spindle, Nut (Fine Thread), Hardware And M-P12963 Roller Assembled To Spindle.
1 Kit Per Step Assembly.

ECS M-P29865
Coupling, Flange Kit
Used On New Style Steps With Thru Axle.
Includes Spindle, Nut (Fine Thread), Hardware And M-P5985 Roller Assembled To Spindle. 1 Kit Per Step Assembly.



ECS #207
Puller, Wheel
Removes M-P5985

ECS #208
Puller, Wheel
Removes M-P23230 And M-P12963



ECS M-P27266W
Wrench, Open Box
Loosens/Tightens Nut On Quick Connect Flange Kits



ECS #240A
Socket
Removes Bolts From M-P23371 And M-P27233



ECS #240
Wrench, Ratchet
Removes Bolts From M-P23371 And M-P27233

Aluminum Die Cast


B

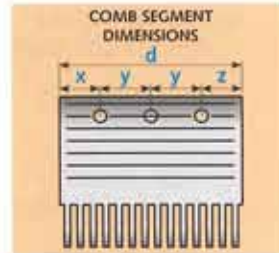
C

A

D

E

Key	ECS Number	Dimensions				Number Of Teeth
		d	x	y	z	
A.	ECS M-P32484	8 $\frac{3}{8}$ "	1 $\frac{7}{16}$ "	2 $\frac{3}{4}$ "	1 $\frac{5}{16}$ "	25
B.	ECS M-046634	7 $\frac{5}{8}$ "	1 $\frac{3}{8}$ "	2 $\frac{3}{4}$ "	$\frac{5}{8}$ "	22 $\frac{1}{2}$
C.	ECS M-046635	7 $\frac{5}{8}$ "	$\frac{5}{8}$ "	2 $\frac{3}{4}$ "	1 $\frac{3}{8}$ "	22 $\frac{1}{2}$
D.	ECS M-046670	8"	1"	2 $\frac{3}{4}$ "	1 $\frac{3}{8}$ "	23 $\frac{1}{2}$
E.	ECS M-046671	8"	1 $\frac{3}{8}$ "	2 $\frac{3}{4}$ "	1"	23 $\frac{1}{2}$



**Please Call
Toll-Free
1-800-621-0759**

Aluminum Die Cast - Yellow Finish


B

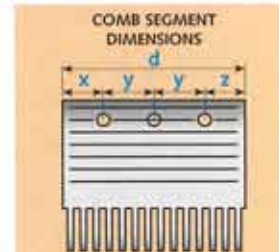
C

A

D

E

Key	ECS Number	Dimensions				Number Of Teeth
		d	x	y	z	
A.	ECS M-P32484YA	8 $\frac{3}{8}$ "	1 $\frac{7}{16}$ "	2 $\frac{3}{4}$ "	1 $\frac{5}{16}$ "	25
B.	ECS M-046634YA	7 $\frac{5}{8}$ "	1 $\frac{3}{8}$ "	2 $\frac{3}{4}$ "	$\frac{5}{8}$ "	22 $\frac{1}{2}$
C.	ECS M-046635YA	7 $\frac{5}{8}$ "	$\frac{5}{8}$ "	2 $\frac{3}{4}$ "	1 $\frac{3}{8}$ "	22 $\frac{1}{2}$
D.	ECS M-046670YA	8"	1"	2 $\frac{3}{4}$ "	1 $\frac{3}{8}$ "	23 $\frac{1}{2}$
E.	ECS M-046671YA	8"	1 $\frac{3}{8}$ "	2 $\frac{3}{4}$ "	1"	23 $\frac{1}{2}$



ECS #293
Screws Phillips Head
100 Per Package



ECS M-60164
Tool, To Lift Up
Access Cover



ECS M-32104
Tool, "T" Handle To
Lift Up Access Plate

Style "A"

1. ECS M-P5985
Roller, Step
3¹⁵/₁₆" x 1¹/₄"
or
ECS M-P12963
Roller, Step
3¹⁵/₁₆" x 7⁷/₈"
2. ECS M-B29103
Tread, Left, Gray
3. ECS M-B29102
Tread, Center, Gray
(1 Needed For 3E Step)
(2 Needed For 4E Step)
(3 Needed For 5E Step)
4. ECS M-B29104
Tread, Right, Gray
5. ECS M-B29105
Riser, Gray
- 6.* ECS #294
Screw, Treadboard
- 7.* ECS M-46662
Nut, Kep For ECS 294
8. ECS #17
Ring, For Step Roller



**Please Call
Toll-Free
1-800-621-0759**


*Arrow Indicates Location.
The Part Itself Is Not Visible.

The step shown was the original design used on both standard and non standard (i.e. glass) balustrade escalators. The step body is even with the outside edges of the step treads and risers. The flange couplings on the step body were either M-P23371 or M-P27233. The step treads were mounted to the step body with ECS 294 Filister Head Screws. The risers were all the same.

The step trail rollers were either M-P5985 or M-P12963. The Part Number For The 3E (24") Wide Step: ECS M-P7709
The Part Number For The 4E (32") Wide Step: ECS M-P8604
The Part Number For The 5E (40") Wide Step: ECS M-P7705

Style "B"

1. ECS M-P12963
Roller, Step
3¹⁵/₁₆" x 7⁷/₈"
2. ECS M-67791
Tread, Left, Gray
3. ECS M-67790
Tread, Center, Gray
(1 Needed For 3E Step)
(2 Needed For 4E Step)
(3 Needed For 5E Step)
4. ECS M-67792
Tread, Right, Gray
5. ECS M-B29105
Riser, Gray
- 6.* ECS M-29255
Stud, Twist Off
- 7.* ECS M-29256
Nut, Flanged
For M-29255
- 8.* ECS M-67373
Washer, Cup
For M-29255
9. ECS #17
Ring, For Step Roller



* Arrow Indicates Location.
The Part Itself Is Not Visible.

The step shown is one of the replacements for the original style A step. The step body is even with the outside edges of the step treads and risers. There is a thru axle spanning the step's width. The ends are fine thread. To connect the steps with the step chain, use either M-P29864, M-P29865 or M-P32931 flange kits. The step treads are mounted to the step body with ECS M-29255 studs. The risers are identical. The step trail rollers are M-P12963.

The Part Number For The 24" Wide Step: ECS M-P34244-001
The Part Number For The 32" Wide Step: ECS M-P34245-001
The Part Number For The 40" Wide Step: ECS M-P34246-001

Style "C"


NOTE: Thru Axle

The step shown is another possible replacement for the original style A step. The step body is recessed with the outside edges of the step treads and risers overhanging the frame. There is a thru axle spanning the step's width. The ends are fine thread. To connect the steps to the step chain, use either M-P29864, M-P29865 or M-P32931 flange kits. The step treads are mounted to the step body with ECS M-29255 studs. The risers on the outside have a cutout. The step trail roller is M-P23230. The Part Number For The 24" Wide Step: ECS M-P34241-001
 The Part Number For The 32" Wide Step: ECS M-P34242-001
 The Part Number For The 40" Wide Step: ECS M-P34243-001

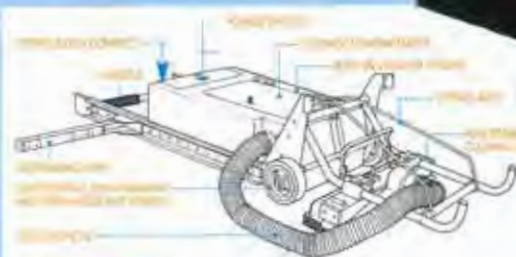
1. ECS M-P23230
Roller, Step
3" x 7/8"
2. ECS M-67791
Tread, Left, Gray

3. ECS M-67790
Tread, Center, Gray
(1 Needed For 3E Step)
(2 Needed For 4E Step)
(3 Needed For 5E Step)
4. ECS M-67792
Tread, Right, Gray
5. ECS M-B29434
Riser, Right, Gray
6. ECS M-B29105
Riser, Center, Gray
7. ECS M-B59433
Riser, Left, Gray
- 8.* ECS M-29255
Stud, Twist Off
- 9.* ECS M-29256
Nut, Flanged For M-29255
- 10.* ECS M-67373
Washer, Cup For M-29255
11. ECS #17
Ring, For Step Roller

*Arrow Indicates Location.
The Part Itself Is Not Visible.


Specifications:

- Vacuum Motors - (2)1½ HP motors
- Power Draw - 13.8 amps
- Shipping Dimensions, Size, Weight
 24" head: 12" x 11.5" x 44" 58 lbs.
 32" head: 12" x 11.5" x 44" 69 lbs.
 40" head: 12" x 11.5" x 44" 80 lbs.


Treadmaster

One of the most visible areas in a building is the passenger escalator. To keep the escalator steps looking clean you need the ECS Treadmaster.

The Treadmaster automatically cleans and polishes the escalator's step tread in one operation.

Simply roll the Treadmaster in position; release the handle, lower the head assembly, secure the restraining arms, turn the unit on, then walk away.

As the escalator steps cycle through, the Treadmasters' powerful motor vacuums all the dirt, dust and grit out of the treads recesses. While it is cleaning, the Treadmasters' polishing pad is at work bringing back the original aluminum lustre to the tread.

The Treadmaster can clean and polish 24", 32", and 40" wide steps in about four hours. Future cleanings can take two hours or less depending upon how frequently the Treadmaster is used.

Features:

- Durable, rotomolded, polyethylene construction.
- Non-marking rubber wheels
- Replaceable polishing pads
- Crevice tool for hard to reach areas
- Available in 3 different tread widths: the 24", 32" and 40" cleaning heads will accommodate all escalator models.



ECS M-B29103
Tread, Left Hand, Gray 15^{53/64}" x 8^{1/16}"
Wide Mounted To Step Body With ECS
294 & M-46662. Screw Holes Are Visible.
No Boss On Underside.



ECS M-B29102
Tread, Center, Gray 15^{53/64}" x 8^{1/16}" Wide
Mounted To Step Body With ECS 294 &
M-46662. Screw Holes Are Visible.
No Boss On Underside.



ECS M-B29104
Tread, Right Hand, Gray 15^{53/64}" x 8^{1/16}"
Wide Mounted To Step Body With ECS
294 & M-46662. Screw Holes Are Visible.
No Boss On Underside.



ECS M-67791
Tread, Left Hand, Gray 15^{53/64}" x 8^{1/16}"
Wide Mounted To Step Body With
M-29255, M-29256 & M-67373.
Bosses Are Located On Underside.




ECS M-67790
Tread, Center, Gray 15^{53/64}" x 8^{1/16}"
Wide Mounted To Step Body With
M-29255, M-29256 & M-67373.
Bosses Are Located On Underside.



ECS M-67792
Tread, Right Hand, Gray 15^{53/64}" x 8^{1/16}"
Wide Mounted To Step Body With
M-29255, M-29256 & M-67373.
Bosses Are Located On Underside.

Risers



ECS M-B29105
Riser, Gray



ECS M-B59434
Riser, Left, Gray



ECS M-B59433
Riser, Right, Gray

Hardware



ECS #294
Screw, Filister Head
For M-6095 (6,7,8)
And M-B2910 (2,3,4)
(100 Per Pkg.)



ECS M-46662
Nut, Kep Used
With ECS 294
(100 Per Pkg.)



ECS M-29255
Stud, Twist Off Head
For M-6737 (0,1,2)
And M-6779 (0,1,2)
(100 Per Pkg.)



ECS M-67373
Washer, Cup Used
With M-29255
(25 Per Pkg.)



ECS M-29256
Nut, Flanged Used
With M-29255
(25 Per Pkg.)



ECS M-60957

Tread, Left Hand, Gray 15^{29/32}" x 8^{1/16}" Wide Mounted To Step Body With ECS 294 & M-46662. Screw Holes Are Visible. No Boss On Underside.



ECS M-60956

Tread, Center, Gray 15^{29/32}" x 8^{1/16}" Wide Mounted To Step Body With ECS 294 & M-46662. Screw Holes Are Visible. No Boss On Underside.



ECS M-60958

Tread, Right Hand, Gray 15^{29/32}" x 8^{1/16}" Wide Mounted To Step Body With ECS 294 & M-46662. Screw Holes Are Visible. No Boss On Underside.



ECS M-67371

Tread, Left Hand, Gray 15^{29/32}" x 8^{1/16}" Wide Mounted To Step Body With M-29255, M-29256 And M-67373. Bosses Are Located On Underside.



ECS M-67370

Tread, Center, Gray 15^{29/32}" x 8^{1/16}" Wide Mounted To Step Body With M-29255, M-29256 And M-67373. Bosses Are Located On Underside.



ECS M-67372

Tread, Right Hand, Gray 15^{29/32}" x 8^{1/16}" Wide Mounted To Step Body With M-29255, M-29256 And M-67373. Bosses Are Located On Underside.

Handrails

ECS M-HR1CG

Handrail, Usually Used On Glass Balustrades. Specify Length.



ECS M-HR2CG

Handrail, "V", Usually Used On Non Glass Balustrades. Specify Length.

ECS M-B29325

Brush, Handrail



ECS M-60263

Guide, Handrail Nylon Extrusion 13' Long Used On Standard And Glass Balustrades 2^{5/8}" Wide x 1^{1/2}" High

Speciality Tools



ECS M-A35671H

Ring, Retaining (25 Per Pkg.)



ECS M-28974

Shim, Crescent Used For Side To Side Alignment (25 Per Pkg.)



ECS M-67854

Spacer, Step Chain .780" O.D. x .595" I.D. x .137" Thick (25 Per Pkg.)



ECS #204

Tool, To Insert M-A35671H



ECS #203

Tool, To Insert M-28974



ECS #316

Tool, To Insert/Remove ECS #17

Please Call
Toll-Free
1-800-621-0759



ECS M-35671 (Not Shown)
Step Chain, 1 Pair This Amount
Will Accommodate 6 Steps.
Produced By ECS, The Lengths
Do Not Require Matching
And Tagging.

ECS M-35671^
Step Chain, 1 Pair This Amount
Will Accommodate 6 Steps. This
is Non ECS And Each Length Is
Matched And Tagged.



ECS M-A35671ML
Master Link Assembly
Includes M-A35671H Ring

ECS M-A35671H
Ring, Retaining Used
On Extended Pins



ECS M-35672 (Not Shown)
Step Chain, 1 Pair This Amount Will
Accommodate 1 Step. Produced By ECS, The
Lengths Do Not Require Matching And Tagging.

ECS M-35672^
Step Chain, 1 Pair This Amount Will
Accommodate 1 Step. This Is Non ECS
And Each Length Is Matched And Tagged.

Heavy Duty Step Chain



ECS M-36713
Step Chain, 1 Pair
This Amount Will Accommodate 6 Steps.



ECS M-36714
Step Chain, 1 Pair
This Amount Will
Accommodate 1 Step.

ECS M-36714ML
Master Link Assembly
Includes M-A35671H Ring

Please Call
Toll-Free
1-800-621-0759



ECS M-A42861
Step Chain, 1 Pair This Amount Will Accommodate
1 Step. Each Pair Has 4 M-P12963 Rollers Inside
The Links. Produced By ECS, The Lengths Do Not
Require Matching And Tagging.



ECS M-A42860
Step Chain, 1 Pair
This Amount Will Accommodate
6 Steps. Each Pair Has 24 M-P12963
Rollers Inside The Links. Produced By ECS,
The Lengths Do Not Require Matching
And Tagging.



ECS M-A42860ML
Master Link Assembly
Includes M-A35671H Ring

Accessories



ECS #5918
Oil Sorbent Sheets 17" x 19"
1 Case (100 Sheets)



ECS M-A35671H
Ring, Retaining Used
On Extended Pins

Support Boards



ECS M-A32926
Board, Support
Used With M-3567 (1,2)

ECS M-36719
Board, Support
Used With M-3671 (3,4)
(Not Shown)



ECS M-59259
Board, Support
Used With M-3567 (1,2)

Chain Guides



ECS M-42851
Guide, Chain
16" Long x 3/4" High



ECS M-42430
Guide, Chain
9-7/8" Long x 3/4" High



ECS #204
Tool To Insert M-A35671H



ECS M-29247
Plug, Noise Dampener.
Inserts Into Sprocket On Bull Gear.
(50 Per Pkg.)

ECS #270
Hoisting Rig To Service
Gear Reduction Units;
Modular Escalators.



ECS #311
Key For
Modular Steps.
12" Long



ECS #306
Cleaner, Handrail
1 Quart Container.



ECS #307
Polish, Handrail
1 Quart Container



ECS #732
Sealant To Prevent
Screws From Seizing.
(Sold In Sets Of 3)



ECS #210
Screw Grab Used
With Slotted, Phillips,
Allen, Square, Or
Torx. Stops Tools
From Slipping Off
Deformed Fasteners.



ECS #5918
Oil Sorbent Sheets
17" x 19"
1 Case. (100 Sheets)



MONTGOMERY SPECIALTY TOOLS

ECS #240A
Socket
Removes Bolts
From M-P23371
And M-P27233



ECS #240
Wrench, Ratchet
Removes Bolts From
M-P23371 And M-P27233



ECS #204
Tool, To Insert M-A35671H




ECS M-P27266W
Wrench, Open Box
Loosens/Tightens Nut On Quick
Connect Flange Kits.



ECS #207
Puller, Wheel
Removes M-P5985.



ECS #208
Puller, Wheel
Removes M-P23230
And M-P12963.



ECS M-60164
Tool, To Lift Up
Access Cover



ECS M-32104
Tool, "T" Handler To
Lift Up Access Plate

ECS M-P13184
Cover, Stop Switch
2" Wide x 3 1/4" Long
Spring Hinge



Please Call Toll-Free
1-800-621-0759



ECS #305
Knob, Anti Slide, St/St.
3" O.D. x 1" High
3/8-16 Threaded Rod 2 1/2" long



ECS #415
Tool For Removing Worn
Brass Bushings From Modular
Rack Chain. As It Presses Out
The Worn Brass Bushings, It
Presses Into Position The
New Steel Bushings.



ECS #400
Fixture, Demarcation
Single Tube W/Green Plastic Sleeve,
Double Tube Available.



ECS #1B
Sign.



ECS #386
Barricade, Collapsible
W/Handles, 8 Foot
In Extended Position.



ECS #000
Brush Guards For Escalator Skirts.
Effectively Guides Riders Feet
From The Sides Of The Skirts.
Lengths Produced Per Rise.



ECS #100
Gauge. To Determine
Distance From Step To Skirt Panel.



ECS #101
Sticks, Orange Wood.
(Sold 10 Per Pkg.)



ECS #320
Pressure Suction Cup To
Remove Escalator Panels.
125 Lb. Lifting Capacity.



ECS #309
Tool, Link Pusher.



ECS #316
Tool For Inserting Or
Removing ECS #178 And
W-X6ZA51H09 Snap Rings.

**OTIS
SPECIALTY
TOOLS**



ECS #205
Tool, For Lifting O-77EK2.



ECS #304
Chain Puller For O-332AW
#80 to #240 Chain.

ECS #303
Chain Puller For O-332AW
#40 to #80 Chain.






In 2013, **ECS Corporation** underwent an intense rebuilding and restructuring after ownership changed hands. Investments in capital and a new senior management team refocused the company's efforts on safety, quality and serving our customers.

Our proximity to the city of Chicago, along with 24,000-total square feet of inventory, manufacturing space and will call area, facilitates **rapid delivery** for your just-in-time needs.

As we continue our rapid growth, we are constantly changing our product offering including the **addition of elevator parts**. If you cannot find a part you need, please contact us at 800-621-0759 or sales@escalatorparts.com



MECHANICAL COMPONENTS

- Escalator Steps
- Escalator Step Chains
- Treads and Risers
- Bearings
- Seals
- Combsegments
- Handrails
- Handrail Drive Parts
- Handrail Guides
- Sprockets
- Skirt Brush Kits
- Rollers
- Sheaves
- Safety Signs
- Door Detectors



ELECTRICAL COMPONENTS

- Encoders and Encoder Kits
- Emergency Lights
- Replacement Bulbs
- Key Switches
- Motors
- Tachometers
- PC Boards
- Power Supplies
- Relays
- Switches
- Comb Impact Test Kits

SERVICE PARTS KITS

- Barricades
- Cleaners
- Convenience Kits

TAKE ADVANTAGE OF ECS EXPERTS FOR ELEVATOR & ESCALATOR PARTS SOLUTIONS!

800.621.0759 | EscalatorParts.com